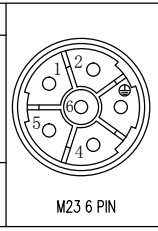


②


PIN	FUNCTION	COLOR	WIRE GAGE
1	MOTOR U	YELLOW	14AWG
2	MOTOR V	RED	
3	MOTOR PE	YELLOW/GREEN	
4	MOTOR W	BLACK	
5	Brake	BLACK	24AWG
6	Brake	BLACK	



M23 6 PIN

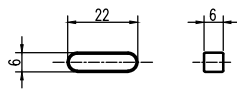
Connector Detail (Power Wire)

PIN	FUNCTION	COLOR	WIRE GAGE	PIN	FUNCTION	COLOR	WIRE GAGE
1	DC +5V	RED	28AWG	10	/U	BROWN	28AWG
2	GND	BLACK		11	V	WHITE/BLACK	
3	A	BLUE/BLACK		12	/V	WHITE	
4	/A	BLUE		13	Shield	Shield	
5	B	GREEN		14	Z	YELLOW	
6	/B	GREEN/BLACK		15	/Z	YELLOW/BLACK	
7	KTY(+)	RED	26AWG	16	W	GRAY/BLACK	26AWG
8	KTY(-)	BLACK		17	/W	GRAY	
9	U	BROWN/BLACK	28AWG				



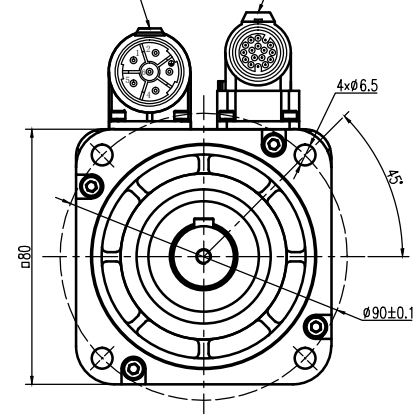
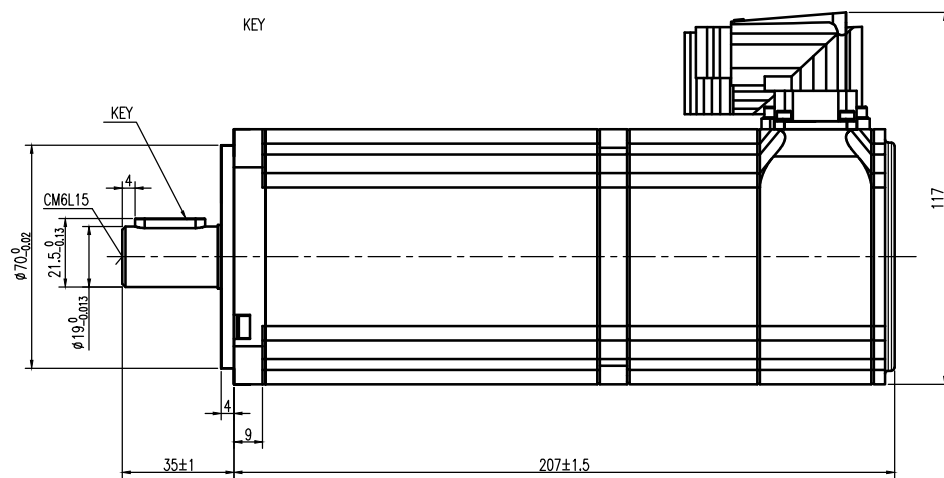
M17 17PIN

Connector Detail (Feedback Wire)



KEY

BEWC106NN0000207000 Power Connector  
AEDC874NN0000151A000 Feedback Connector



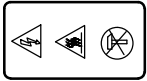
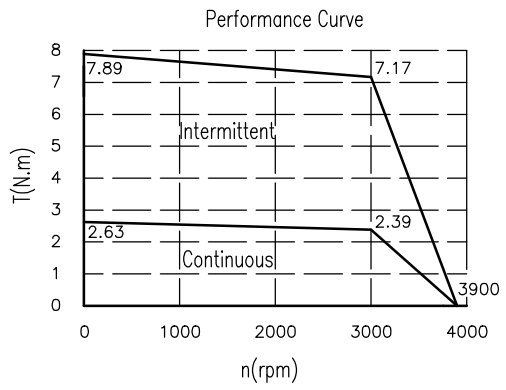
**Elmo** DC BRUSHLESS MOTOR  
L80-7530A6EBC

W	750	V	48
A	19.4	Nm	2.39
RPM	3000	Ins	F
		IP	IP65

Holding brake: 24V<sub>DC</sub> M=3.2Nm

MADE for Elmo by Kinavo CHINA  
S/N: 307011270KYDDNNNN

CE  
E505281



Brake Data		
Static friction	3.2N.m	
Voltage	24VDC	
Power	11.5w	
Technical Data		
No. of poles	6	
Rated Voltage U <sub>n</sub> (V)	48	
Rated Power P <sub>n</sub> (W)	750	
Rated Torque T <sub>n</sub> (N.m)	2.39	
Rated Speed n <sub>n</sub> (rpm)	3000	
Rated Current I <sub>n</sub> (A)	19.4	
Maximum torque T <sub>m</sub> (N.m)	7.17	
Maximum Current I <sub>m</sub> (A)	58.2	
Standstill torque T <sub>s</sub> (N.m)	2.63	
Standstill current I <sub>s</sub> (A)	21.3	
Resistance line-line R <sub>l</sub> (Ω)	0.069	
Inductance line-line L <sub>l</sub> (mH)	0.31	
Electrical time constant τ <sub>e</sub> (ms)	4.5	
Mechanical time constant τ <sub>m</sub> (ms)	0.95	
Voltage constant K <sub>v</sub> (V/krpm)	8.2	
Torque constant K <sub>t</sub> (Nm/A)	0.1356	
Rotor moment of inertia J <sub>m</sub> (Kg.cm <sup>2</sup> )	1.462	
Max. voltage rising du/dt(KV/μs)	8	
Insulation class	F	
Max. radial force Fr(N)	335	
Max. axial force Fa(N)	167.5	
Weight(Kg)	4	
Feed back device	2500p/rev incremental encoder TS6014N115	
Temperature sensor	KTY84-130	
Cooling method	Totally enclosed non-ventilated	
protection level	IP65, shaft sealing IP54	
Environmental conditions	Temperature	-20℃~40℃
	Humidity	Below 90%RH (No dewing)
	Environment	Far away active gas, combustible gas, oil drop, ash.
Rating conditions	Installation altitude	UP TO 1000m: rated power, above 1000m: 1.5% power decreasing per 100m, max. 4000m
	Mounting	Aluminum flange 255x255x6mm
	Temperature	60K housing temperature ring at 40℃ ambient

REV	Description of Change	REV	ECN NO.	DRN	APP'D	DATE	DESIGN	DATE	P/N.
②	Change in DC bus voltage Add the wires gage for all wires Add the cable diameter to all cables Add the sign of CE Add the sign of against knock label						YJL	2019-1-30	307011270SS
							ZZB	2019-1-30	Outside Drawing
							SL	2019-1-30	L80-7530A6EBC
									REV V2.0

UNLESS OTHERWISE SPECIFIED TOLERANCES:  
DECIMALS: .x ±0.5    .xx ±0.25    .xxx ±0.1  
ANGULAR: ±0°30'  
UNIT: mm  
DO NOT SCALE DRAWING

FIRST ANGLE PROJECTION

SCALE OF SHEET

**ELMO MOTOR**